


teacher Connection

A resource from the Youth Services Department of Lake Villa District Library | December 2016

Eureka! Touchdown (Science 4th-6th)



Thursday, December 8, 4:30-5:30pm

Landing on the moon is tricky. First, since a spacecraft can go as fast as 18,000 miles per hour on its way to the moon, it needs to slow way down. Then it needs to land gently. That lander has astronauts inside, not crash-test dummies. Easy does


it! In this program, we will challenge kids to design and build a shock-absorbing system that will protect the “astronaut” when they land.

Lekotek Sensory Storytime

Saturday, January 21, 10:30 – 11:30am

Saturday, February 11, 1 – 2pm

Join us for a Sensory Storytime designed for children with special needs (developmental ages 3 - 8 years old) and their families. Inclusive play specialists from the National Lekotek Center will lead stories, songs and hands-on sensory activities in a small-group format. Siblings are encouraged to participate! Visit www.lvdl.org for registration information or call us at 847.245.5116.



The Write Stuff Literary Magazine



Do you have students in grades 4 – 6 who love to write or draw? We want them to be a part of The Write Stuff Literary Magazine! Starting January 2, we'll begin taking submissions for the tenth issue of the library's magazine for kids. And to celebrate a decade of publishing the work of young authors and artists, we're inviting all Write Stuff Literary Magazine alumni to participate, too! For information on how to submit work for the magazine, visit www.lvdl.org/writestuff.

Rachel Reinwald

School Liaison
847.245.5113
rreinwald@lvdl.org

Kerry Reed


Head of Youth Services
847.356.7711

Books for Parts of Animals 1-LS1

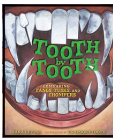
The first graders will soon study part of animals with the idea that all organisms have external parts. Different animals use their body parts in different ways to see, hear, grasp objects, protect themselves, move from place to place, and seek, find, and take in food, water and air. Here are some fun books that can supplement your unit:



The “Adapted to Survive” series by Angela Royston, which include *Animals that Dig, Fly, Run, Climb, Hide, Hunt*. Each book focuses on one ability. It has very simple, large text that is divided by headings. The book discusses what body parts make animals good at [digging]. There are colorful pictures of animals with that ability as well as diagram and descriptive captions, glossary, index and table of contents. All at a first grade reading level!




Animal Tails by Beth Fielding and *Animal Tongues* by Dawn Cusick. These books discuss how animals use that part of their body. Animal tails presents bushy tails, balancing tails, jumping tails, stinging tails, etc. Each two-page spread is a different animal and is accompanied with demonstrative and engaging pictures. The text is designed for teachers to only read a few sections, where kids can read more later (3rd gr. level).



Tooth by Tooth: comparing fangs, tusks, and chompers by Sara Levine is a great read-aloud. The back page explains it well: “Compare your teeth to those of other animals and find out why teeth come in so many different shapes and sizes.” Each spread shows a child with weird animal teeth and poses questions like: “Imagine that your incisor were longer than your other teeth. What kind of animal would you be if they were long enough to stick out of your mouth, even when it was closed?” The next page turn reveals the answer and why that animal has those teeth.



Steve Jenkins’ awesome books, like *What Do You Do When Something Wants to Eat You?* and *Creature Features*, show gorgeous paper collages of an animal and pose an urgent question about body parts. Turn the page for the answer. Both are great read-alouds.



Where in the Wild: Camouflaged Creatures Concealed... and Revealed by David Schwartz and Yael Schy. While this book ventures into animal defenses, it also mentions that animal parts play a role in camouflage. There is a fun poem on each left side with a scenic photo on the facing page where an animal is hiding. Lift the page-sized flap to see the hidden animal highlighted. On the inside of the flap, about 2 paragraphs to describe this adaptation. Fun guessing game read-aloud.

Try out this semantic analysis chart to study which types of animals have what parts. You can use these books and even ask for more with a Classroom Connection Bag. Just email Rachel Reinwald for a bag.


	Backbone	Cold-Blooded	Warm-Blooded	Gills	Lungs	Smooth Skin	Scales	Fur or Hair	Feathers	Produce Milk	Lays Eggs	Lives on Land	Lives in Water
Fish													
Amphibian													
Reptile													
Bird													
Mammal													



Try these two books from our professional teaching collection when you’re thinking about activities to do for studying Holidays Around the World.



Winter Holidays Around the World K-3: Background information, patterns, and student activities to teach about holidays and customs from countries around the world, by Danielle Schultz.



Small World Celebrations: around-the-world holidays to celebrate with young children by Jean Warren and Elizabeth McKinnon.



And don’t forget to check out the **Holidays and Celebrations** section in our database World Almanac for Kids. Rachel Reinwald is available to show your class how to access and use this database.



